



Quick start IMET M880 Ares2/Kron/Zeus2/Thor2



1
Ontvanger voorzien van voeding.
Receiver equipped with power supply.

2
Batterij in zender.
Battery in transmitter

3
Noodstop uit.
Emergency stop off



4
1x drukken op startknop.
Push 1 time on the start button.

5
LED TX knippert.
LED TX blinks.

6
LED TX + RX knipperen.
LED TX + RX blinking.




7
1x drukken op startknop.
Push 1 time on the start button.

8
LED TX + RX aan.
LED TX + RX on.

9
Zender verbonden.
Transmitter connected.


Quick start IMET M880 Ares2/Kron/Zeus2/Thor2



1
Ontvanger voorzien van voeding.
Receiver equipped with power supply.

2
Batterij in zender.
Battery in transmitter

3
Noodstop uit.
Emergency stop off



4
1x drukken op startknop.
Push 1 time on the start button.

5
LED TX knippert.
LED TX blinks.

6
LED TX + RX knipperen.
LED TX + RX blinking.



7
1x drukken op startknop.
Push 1 time on the start button.

8
LED TX + RX aan.
LED TX + RX on.

9
Zender verbonden.
Transmitter connected.